




## JRC-064MA Ultraminiature and Hermetically Sealed Relay

### ● Overview

The relay adopt the technology of hermetically sealed. Which is 1/5 crystal can series. It has two group of switch contacts (2PDT). The load current can from low level to 0.5A.

### ● Environment condition

Ambient grade	I	II
Ambient temperature	-55~85℃	
Relative Humidity	40℃时达98%	
Low air pressure	1kPa	
Sine vibration	98 m/s <sup>2</sup> , 10~500Hz	147 m/s <sup>2</sup> , 10~2000Hz
Random vibration	——	10 (m/s <sup>2</sup> ) <sup>2</sup> /Hz, 119.5m/s <sup>2</sup>
Shock acceleration	245 m/s <sup>2</sup>	490 m/s <sup>2</sup>
Acceleration	245 m/s <sup>2</sup>	490 m/s <sup>2</sup>



### ● Main technical data

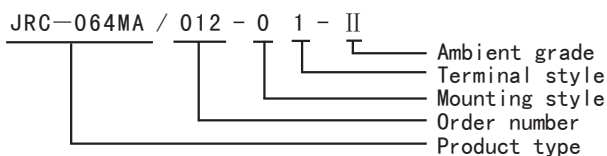
Coil power (W): 0.083~0.251	Contact load range : 10 μA~0.5A (Resistive) 10mV~30Vd. c.
Contact resistance : Initial ≤100 (mΩ) After life ≤150	Switching power max. : 14 W (Resistive)
Insulation resistance: normal condition ≥ 1000 (MΩ) After high electrical level life ≥100	Contact load and life : 0.5A, 28Vd. c., 1×10 <sup>5</sup> cycles 10~50 μA, 10~50mV, 1×10 <sup>5</sup> cycles
Dielectric strength (Vr. m. s., 50Hz) : normal condition 300 low air pressure condition 150	
Time index: operate time ≤5 (ms) Release time ≤5	Weight (g) : ≤ 4.9 Leakage rate : ≤10 <sup>-1</sup> Pa·cm <sup>3</sup> /s, and ≤10 <sup>-3</sup> Pa·cm <sup>3</sup> /s

### ● Specification parameter

Order number	Coil Voltage		25℃			-55~85℃	
	Nominal Voltage	Value Max.	Coil Resistance (1±10%) Ω	Pick-up Voltage Max.	Drop-Out Voltage	Pick-up Voltage Max.	Drop-Out Voltage
005	5	7	300	3.4	0.35 ~ 1.5	4.3	0.20 ~ 2.5
006	6	8	420	4.0	0.42 ~ 1.8	5.0	0.24 ~ 3.0
012	12	16	1700	7.5	0.60 ~ 3.6	10.0	0.36 ~ 6.0
024	24	32	2400	14.5	1.33 ~ 7.2	19.7	0.80 ~ 12.0
027	27	35	2900	16.0	1.50 ~ 8.1	22.5	0.90 ~ 13.5

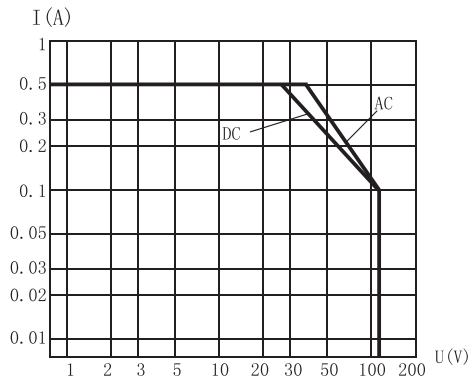
Notes: 1. We can offer many types of coil voltage under the requirement of users.  
2. If you have the requirement of leakage rate ≤10<sup>-3</sup>Pa·cm<sup>3</sup>/s, contact us.

### ● Ordering information

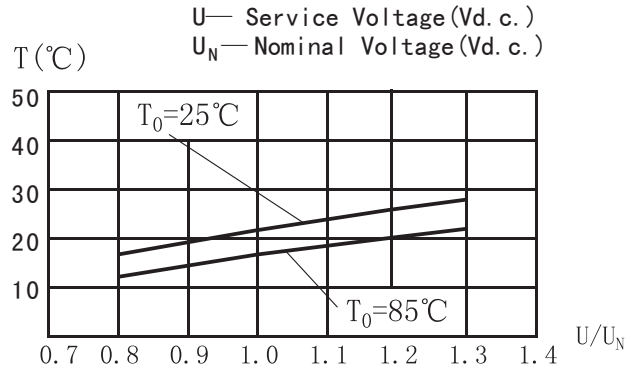




● Load characteristics and coil temperature increase

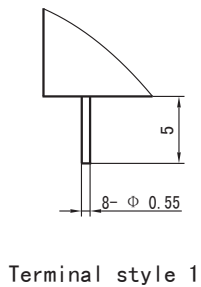
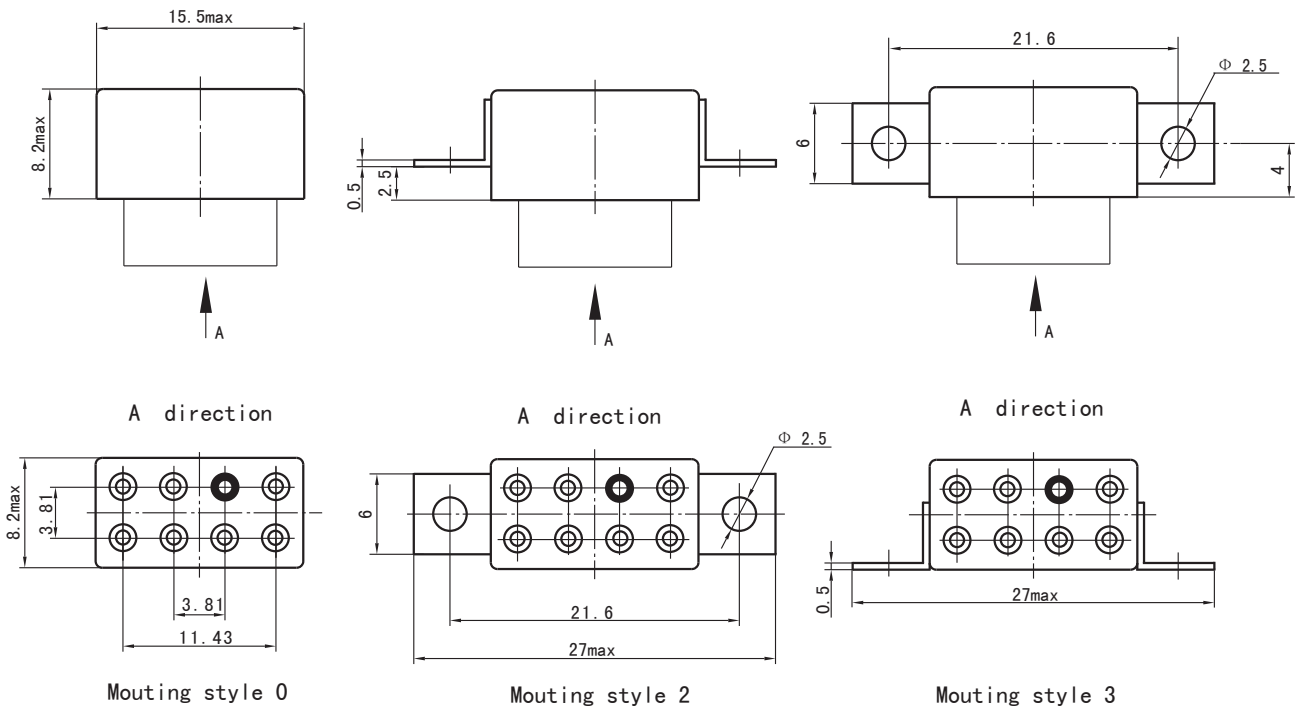


Curve of contact load (Resistive)

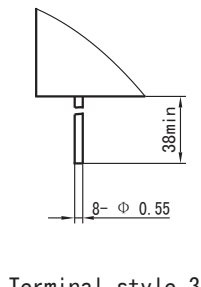


Curve of coil temperature increase  
( $T_0$ —ambient temperature)

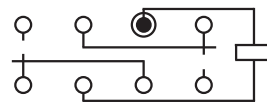
● Outline mounting dimensions and bottom view circuit



Terminal style 1



Terminal style 3



Bottom view circuit